

TRACKOUT CONTROL MATS


Technical Data Sheet

RubberForm Trackout Control Mats remove sediment, mud, and dirt off heavy equipment leaving the job site. As a replacement to Stabilized Construction Exits & Entrances, RubberForm Trackout Control Mats are easy to install, maintain, and transport to the next jobsite. These Mats do not require a graded surface, anchors, brackets, or any pre-installation work. Simply lift the mats up and lay them down at your desired construction exit or entrance.


PRODUCT ID	TRACK-OUT MAT SIZE	EXACT SIZE WIDTH x LENGTH	TOTAL SQUARE FEET	WEIGHT DIMENSIONS
RF-TOCM.07.16	7'W x 16'L	87"W x 196"L	118	795 lbs
RF-TOCM.10.10	10'W x 10'L	120"W x 129"L	108	730 lbs
RF-TOCM.10.14	10'W x 14'L	120"W x 174"L	145	975 lbs
RF-TOCM.10.16	10'W x 16'L	120"W x 196"L	163	1,100 lbs
RF-TOCM.12.10	12'W x 10'L	144"W x 129"L	129	875 lbs
RF-TOCM.12.14	12'W x 14'L	144"W x 174"L	174	1,200 lbs
RF-TOCM.12.16	12'W x 16'L	144"W x 196"L	196	1,325 lbs

TRACKOUT CONTROL MAT LAYOUTS


Endless configuration possibilities, less mats with more square footage than the competition.




7'W x 16'L




10'W x 10'L




10'W x 14'L




10'W x 16'L



12'W x 10'L



12'W x 14'L



12'W x 16'L

*Custom sizes available **Pneumatic tires only

RubberForm Recycled Products Trackout Control Mats - Technical Specs

COMPANY BENEFITS

- Quick setup saves on time & labor costs
- Fully customizable to fit your job site
- Made in the USA with 100% compounded recycled materials
- Reusable – folds up for easy transportation and storage

PRODUCT FEATURES

- Installs in minutes – no anchors or brackets needed
- No need to dig means no wasting time calling 811
- Conforms to any surface on the jobsite
- Quick & Easy maintenance. Simply lift the mat up & lay back down



QUICK INSTALLATION & EASY MAINTENANCE



STEP 1: LIFT



STEP 2: LAY OUT



STEP 3: GET TO WORK

RUBBERFORM

TRACKOUT CONTROL MATS

DEPLOY IN A MATTER OF MINUTES.

Simply lift the Mat off the pallet using a front loader and lay it down at your desired construction exit or entrance.

RubberForm Trackout Mats conform to any surface with enough weight to keep them in place, eliminating the need to be anchored down so you can set it and forget it.